


THE LAKE SCHOONER "CHALLENGE"

CRAMER MARINE INC.

880 W CANAL STREET
MILWAUKEE WI 53233



THE LAKE SCHOONER "CHALLENGE"

The Fo'c'stle

The Newsletter of Cramer Marine * Winter 2001

Impeller Pump Blues

By : Stubby Phillips

If your auxiliary engine installation is anything like mine, half the engine, the back half, is almost inaccessible. And it is here where one of the most serviced pieces of hardware is located. The water pump. Not only is the pump on the back of the engine, but the cover plate is also facing away from me. Removing it and changing the pump's impeller is quite the acrobatic feat. I am able feel the screws but not see them. Also, because of the geometry of the situation, I can only reach it with one hand at a time. Couple this with stripped-out brass slotted heads and something had to be done.


The solution was actually very simple. I replaced the worn screws with stainless steel allen head cap screws of the same thread and length and stocked my ship's tool box with the appropriate allen wrench and plenty of spares. Along side of the allen wrenches I included a 2" round head machine screw also of the same thread. This is for reassembly.

After the impeller has been replaced I load the 2" machine screw with the cover plate and the gasket, mounting holes matched up. With this assembly, it's easy for me to reach over the top of the engine and

BETTER ASK EARLY FOR PERMISSION!

CHICAGO ROAD TRIP

**Strictly Sail at Navy Pier
Saturday February 3rd
2001**



Make Reservations with Cramer Marine for your ride to the Show.
Loading 7:45 am
Leaves 8:00 am
\$19.00 per person

CALL 414-272-5998


get this screw in its proper hole in the body of the water pump. While this screw is maintaining the cover plate, I can easily install the remaining 5 screws. It's then a simple matter of removing the 2" screw and putting in the final #8 x3/8" cap screw. And finally, with just

one hand I can feel the location of each screw, make the positive connection with the wrench and torque it tight.

MUST MOVE BOAT OF THE MONTH

Clipper 30'

Price	please inquire
Year	1976
Builder	Clipper Marine
Type	Sloop
Hull	Fiberglass
Sail Condition.	Good
Aux Power	20hp Yanmar
Beam	8'
Head Room	6'
Draft	3'6"



Cramer Marine Brokerage
Brokerage at 272-5998



A Maritime Historical Experience in Port Washington

by: Pat Wilborn

People are busy in Port Washington, making plans and organizing two maritime projects that are creating a lot of excitement for sailors, boaters and land lubbers alike.

The most current project is the Maritime Experience, a non-profit organization that has been very active in finding a home for a collection of maritime artifacts recovered from great Lakes nautical disasters since about 1960.

Butch Klop, a local resident and diver, has assembled about 15,600 artifacts from multiple Great Lakes ship wrecks. For example:

- ❖ The Toledo, a 205' prop driven steamer.
- ❖ The Niagara, a 194' side wheeler that sank off Port in 1856.
- ❖ The Atlanta, a 220' prop driven steamer the went down off Sheboygan in 1906.
- ❖ The Northerner, a hand tillered two masted 80' schooner that also sank off Port in 1986.
- ❖ The car ferry Milwaukee, which sank in Whitefish Bay in 1929.

The other maritime project that is being pursued involves the replacement of a 14-foot light tower on the old Coast Guard light station in Port Washington. The tower has been

donated to the Port Washington Historical Society by the Duchy of Luxembourg. The tower, which will be built in three sections will be flown to Huntsville, Alabama and then trucked to Port Washington. Four Luxembourg craftsmen will install the tower during August 2001.

Several projects to restore this building are planned prior to the delivery of the tower; replacement of the original tower supports beams, a new roof, some interior reconfiguration and exterior surface work. Donations, or in kind contributions of skilled labor or materials would greatly appreciated and can be made to The Light Station Restoration Fund, PO Box 491, Port Washington, WI 53074, or call Pat Wilborn (262-375-1939), or Dan McCotter, the Maritime Experience chair (262-268-7472).

Coming soon
cramermarine.com

How much is that doggy in the wind(oh!)

Sailors like to sail, and they like to mess about in boats, but I have yet to hear or meet any that could get very excited about spending much money on a new main or jib. Many sailors treat sails as old friends, and trading them for something new is out of the question. Especially, when money is an issue, and the old friend appears to be able to hold its own. It's the skippers who have the weak moment, the ones that find the extra cash that get to find out the meaning of porosity, and its impact on going fast.

Come about and unfurl, or

bend that old dacron chum for the last time. Buy yourself a new mainsail, a jib, and or a storm sail too, and find out the joys of passing others in the wind(oh!)

Contact Cramer Marine for a quotation on a new sail, sail cover, sail repair etc.

Newsletter Published by Olive Press call
414-332-9292



ASK THE PROFESSIONALS AT CRAMER TO TUNE UP YOUR BOATS AXILLARY.

Cramer Marine is now stocking: Air, Fuel and Oil Filters, Belts, Impellers and Tune up materials for the following:

Yanmar

1GM, 1GM10, 2GM, 2GMF, 2GM20, 2GM20F, 3GMF, 3GM20, 3GM30F.

Universal

M2-12, M-15, M-18, M-25, M3-20, 5J411, Atomic 4

Volvo

MD1, MD1B, MD2, MD2B, MD2BHY, AQD2B, MD3B, MD6A, MD7A, MD10A

Palmer

IM-40, P-60

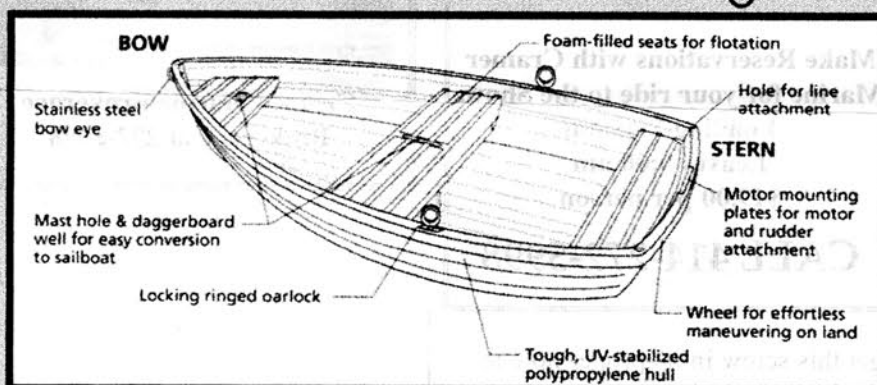
Dahl

61,101

Racor

2000SM, 320, 220R, R12S, R24S

Only \$350 **Walker Bay dingys for sale at Cramer Marine** Only \$350



One of these will keep your butt dry!

Length: 8'3", Beam: 52", Depth: 21", Max Load: 425lbs, Weight: 71lbs, People Capacity: 2 or 360lbs, Max. HP: 2, Ltd. Warranty 2yrs

Hull colors available-white, sand, green. Seat colors available- blue, yellow, teal, green

JOIN THE NAVY PIER TRIP



Make reservations with the Cramer Marine bus trip to the Strictly Sail Boat Show at Navy Pier Chicago Saturday February 3rd
414-272-5998